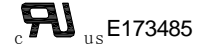


# PCB 继电器

# TRKM (HJR-78F)

- 20A switching capability
- Small size auto relay
- Conform to RoHS,ELV directive



## ORDERING CODE 订购代码

TRKM	D	S	Z	/	12VDC
1	2	3	4	5	
1. Relay Model 继电器型号	TRKM or HJR-78F		4. 触点转换形式		
			Z: Form C B: Form B		
2. Coil Power 线圈功率	D=0.8W, L=0.6W		H: Form A		
3. S: Sealed 密封			5. Coil Nominal Voltage 线圈额定电压		6,9,12,24VDC

## COIL DATA 线圈参数 (at 20°C)

Nominal Voltage 额定电压(VDC)	6	9	12	24	0.6W
Coil Resistance 线圈阻值( $\Omega \pm 10\%$ )	60	135	240	960	
Rated Current 额定电流(mA)	100	66.7	50	25	
Max Operate Voltage 最大吸合电压(VDC)	3.9	5.85	7.8	15.6	
Min Release Voltage 最小释放电压(VDC)	0.48	0.72	0.96	1.92	
Coil Resistance 线圈阻值( $\Omega \pm 10\%$ )	45	100	180	720	0.8W
Rated Current 额定电流(mA)	133.3	88.9	66.7	33.3	
Max Operate Voltage 最大吸合电压(VDC)	3.9	5.85	7.8	15.6	
Min Release Voltage 最小释放电压(VDC)	0.48	0.72	0.96	1.92	
Max Applicable Voltage 最大过载电压	70°C时额定电压的130%, 23°C时额定电压的170%				

## CONTACT DATA 触点参数

Contact Form 触点形式	1H/1Z/1B
Contact Material 触点材料	Silver Alloy
Load 负载	Resistive load(COS $\Phi$ =1)
Contact Ratings 触点负载	NO: 20A 14VDC NC: 12A 14VDC 1Z: 7A 120VAC
Minimum load 最小负载	100mA 5VDC
Max Switching Voltage 最大转换电压	250VAC/16VDC
Max Switching Current 最大转换电流	25A
Max Switching Power 最大转换功率	840VA/280W
Contact Resistance 接触电阻	100m $\Omega$ Max at 6VDC 1A
Life Expectancy 寿命	Electrical 电气寿命: 100,000 Operations(at30Operations/minute)
	Mechanical 机械寿命: 10,000,000 Operations(at300Operations/minute)

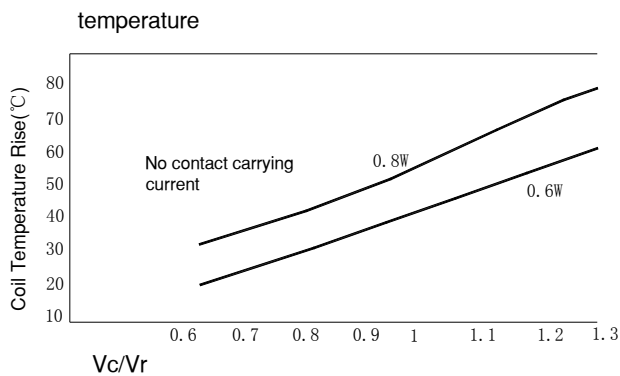
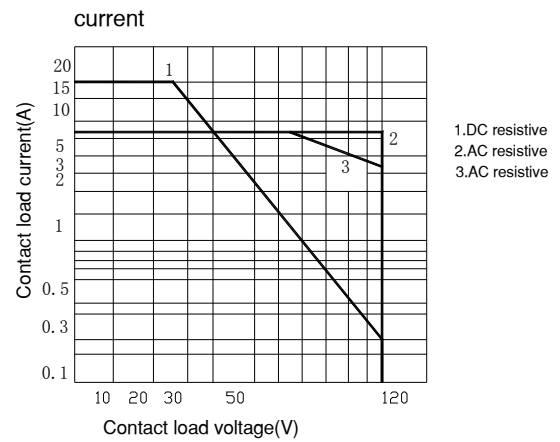
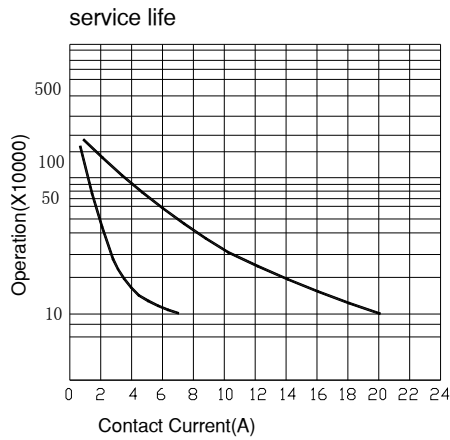
## ■ CHARACTERISTICS DATA 性能参数

Insulation Resistance绝缘阻值	100MΩ Min at 500VDC
Dielectric Strength Between Open Contacts触点间耐压	500VAC(for one minute)
Between Contacts and coil触点与线圈间耐压	500VAC(for one minute)
Operate Time吸合时间	10ms
Release Time释放时间	5ms
Temperature Range环境温度	-40°C to +85°C
Shock Resistance冲击	Operating Extremes动作极限: 10G
	Damage Limits破坏极限: 100G
Vibration Resistance振动	10-55Hz, 1.5mm
Max. switching frequency最大转换频率	Mechanical: 18,000operations/hr
	Electrical: 1,800operations/hr
Humidity湿度	35-85%
Weight重量	Approx 6g
Safety Standard安全标准	UL cUL

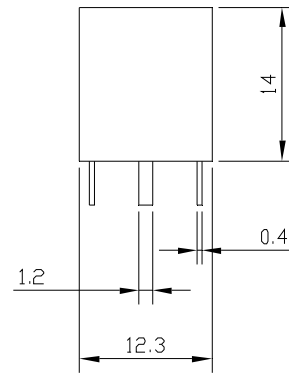
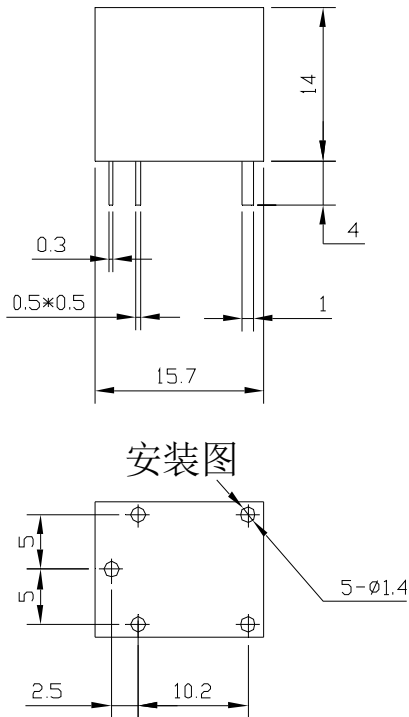
## ■ APPROVED STANDARDS 安全标准

Model(型号)	Coiling rating (线圈电压)	Safety Standard (安全标准)	Contact rating (触点负载)
HJR-78F	6 to 24VDC	UL/cUL	NO/NC: 20A/12A 14VDC
			7A 120VAC

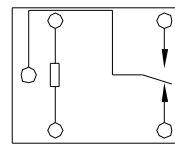
## ■ ENGINEERING DATA 设计参数



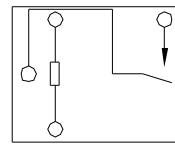
■ OVERALL AND MOUNTING DIMENSIONS 安装图



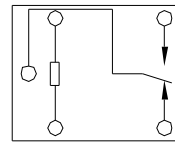
接线图



Form C



Form A



Form B

REMARK (备注):

- 1、产品部分外形尺寸中未注尺寸公差：当外形尺寸 $\leq 1\text{mm}$ 时，公差为 $\pm 0.2\text{mm}$ ；当外形尺寸在 $1\sim 5\text{mm}$ 时，公差为 $\pm 0.3\text{mm}$ ；当外形尺寸 $> 5\text{mm}$ 时，公差为 $\pm 0.4\text{mm}$ 。
- 2、安装孔尺寸中未注尺寸公差均为 $\pm 0.1\text{mm}$ 。

声明:

本产品规格书仅供客户使用时参考，如有更改，恕不另行通知。