

### Quick Detection of Flame from Distance, Compact UV Sensor with High Sensitivity and Wide Directivity, Suitable for Flame Detectors and Fire Alarms.

Hamamatsu R2868 is a UV TRON ultraviolet detector that makes use of the photoelectric effect of metal and the gas multiplication effect. It has a narrow spectral sensitivity of 185 to 260 nm, being completely insensitive to visible light. Unlike semiconductor detectors, it does not require optical visible-cut filters, thus making it easy to use.

In spite of its small size, the R2868 has wide angular sensitivity (directivity) and can reliably and quickly detect weak ultraviolet radiations emitted from flame due to use of the metal plate cathode (eg. it can detect the flame of a cigarette lighter at a distance of more than 5 m.).

The R2868 is well suited for use in flame detectors and fire alarms, and also in detection of invisible discharge phenomena such as corona discharge of high-voltage transmission lines.

#### APPLICATIONS

- Flame detectors for gas/oil lighters and matches
- Fire alarms
- Combustion monitors for burners
- Inspection of ultraviolet leakage
- Detection of discharge
- Ultraviolet switching

#### GENERAL

Parameters	Rating	Units
Spectral Response	185 to 260	nm
Window Material	UV glass	—
Weight	Approx. 1.5	g
Dimensional Outline	See Fig. 3	—

#### MAXIMUM RATINGS

Parameters	Rating	Units
Supply Voltage	400	Vdc
Peak Current <sup>1)</sup>	30	mA
Average Discharge Current <sup>2)</sup>	1	mA
Operating Temperature	-20 to +60	°C

#### CHARACTERISTICS (at 25°C)

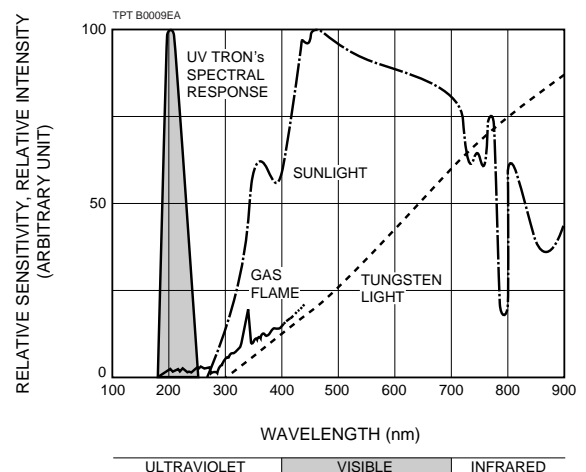
Parameters	Rating	Units
Discharge Starting Voltage (with UV radiation)	280	Vdc Max.
Recommended Operating Voltage	325±25	Vdc
Recommended Average Discharge Current	100	µA
Background <sup>3)</sup>	10	cpm Max
Sensitivity <sup>4)</sup>	5000	cpm Typ.



#### NOTES:

- 1) This is the maximum momentary current that can be handled if its full width at half maximum is less than 10 µs.
- 2) If the tube is operated near this or higher, the service life is noticeably reduced. Use the tube within the recommended current values.
- 3) Measured under room illuminations (approximately 500 lux) and recommended operating conditions. Note that these values may increase if the following environmental factors are present.
  1. Mercury lamps, sterilization lamps, or halogen lamps are located nearby.
  2. Direct or reflected sunlight is incident on the tube.
  3. Electrical sparks such as welding sparks are present.
  4. Radiation sources are present.
  5. High electric field (including static field) generates across the tube.
- 4) These are representative values for a wavelength of 200 nm and a light input of 10 pW/cm<sup>2</sup>. In actual use, the sensitivity will vary with the wavelength of the ultraviolet radiation and the drive circuitry employed.

Figure 1: UV TRON's Spectral Response and Various Light Sources



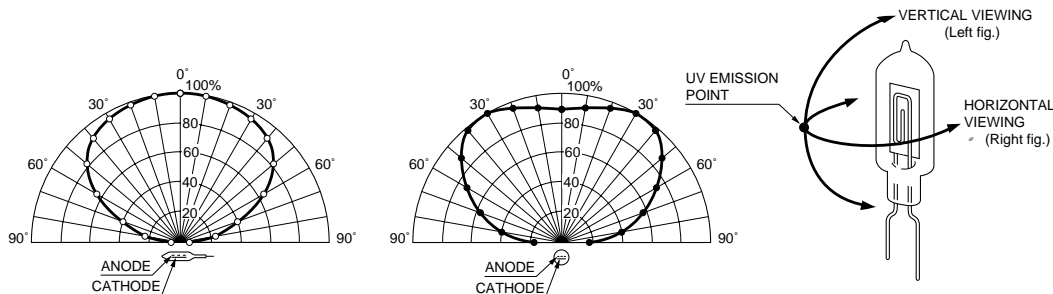
Subject to local technical requirements and regulations, availability of products included in this promotional material may vary. Please consult with our sales office.

Information furnished by HAMAMATSU is believed to be reliable. However, no responsibility is assumed for possible inaccuracies or omissions.

Specifications are subjected to change without notice. No patent rights are granted to any of the circuits described herein. © 1997 Hamamatsu Photonics K. K.

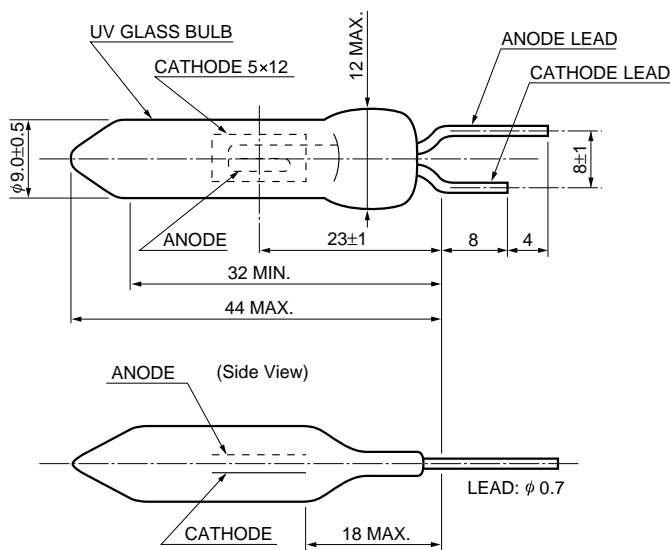
# FLAME SENSOR UV TRON® R2868

Figure 2: Angular Sensitivity (Directivity)



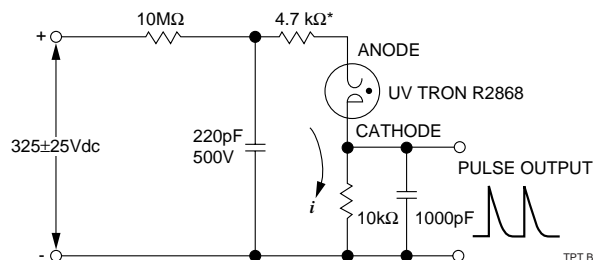
TPT B0010EA

Figure 3: Dimensional Outline (Unit: mm)



TPT A0024EA


Figure 4: Recommended Operating Circuit



TPT B0003EA

\* Be sure to connect the 4.7 kΩ resistor within 2.5 cm from the anode lead end of UV TRON.

• UV TRON Driving Circuit C3704 series (Option)



Hamamatsu also provide the driving circuit C3704 series for R2868 operation. C3704 series include a high voltage power supply and a signal processing circuit in printed circuit board, which allows to operate R2868 easily as a flame sensor with the low input voltage (DC 6 to 30 V) only. For the details, please refer to the datasheet of C3704 series.

## PRECAUTIONS FOR USE

• **Ultraviolet Radiation**

The UV TRON itself emits ultraviolet radiation in operation. When using two or more UV TRONs at the same time in close position, care should be taken so that they do not optically interfere with each other.

• **Vibration and Shock**

The UV TRON is designed in accordance with the standards of MIL-STD-202F (Method 204D/0.06 inch or 10g, 10- 500Hz, 15 minutes, 1 cycle) and MIL-STD-202F (Method 213B/100g, 11ms, Half-sine, 3 times). However, should a strong shock be sustained by the UV TRON (e.g. if dropped), the glass bulb may crack or the internal electrode may be deformed, resulting in deterioration of electrical characteristics. So extreme care should be taken in handling the tube.

• **Polarity**

Connect the UV TRON with correct polarity. Should it be connected with reverse polarity, operating errors may occur.

## WARRANTY.

The UV TRON is covered by a warranty for a period of one year after delivery. The warranty is limited to replacement of any defective tube due to defects traceable to the manufacturer.

# HAMAMATSU

HAMAMATSU PHOTONICS K.K., Electron Tube Center

314-5, Shimokanzo, Toyooka-village, Iwata-gun, Shizuoka-ken, 438-0193, Japan, Telephone: (81)539/62-5248, Fax: (81)539/62-2205,

U.S.A.: Hamamatsu Corporation: 360 Foothill Road, Bridgewater, N.J. 08807-0910, U.S.A., Telephone: (1)908-231-0960, Fax: (1)908-231-1218

Germany: Hamamatsu Photonics Deutschland GmbH: Arzbergerstr. 10, D-82211 Herrsching am Ammersee, Germany, Telephone: (49)8152-375-0, Fax: (49)8152-2658

France: Hamamatsu Photonics France S.A.R.L.: 8, Rue du Saule Trapu, Parc du Moulin de Massy, 91882 Massy Cedex, France, Telephone: (33)1 69 53 71 00, Fax: (33)1 69 53 71 10

United Kingdom: Hamamatsu Photonics UK Limited: Lough Point, 2 Gladbeck Way, Windmill Hill, Enfield, Middlesex EN2 7JA, United Kingdom, Telephone: (44)181-367-3560, Fax: (44)181-367-6384

North Europe: Hamamatsu Photonics Norden AB: Färögatan 7, S-164-40 Kista, Sweden, Telephone: (46)8-703-29-50, Fax: (46)8-750-58-95

Italy: Hamamatsu Photonics Italia S.R.L.: Via Della Moia, 1/E, 20020 Arese, (Milano), Italy, Telephone: (39)2-935 81 733, Fax: (39)2-935 81 741

TPT 1008E01  
MAR.1998 CR  
Created in Japan